

Customizing Pens

Richard Kleinhenz

Why a custom pen?

- Distinguish your pens
- Impress your penmaking friends
- Prove something CAN be done
- Responding to customer request
- Sell more pens
- Enter new market
- Improve on what the hardware supplier came up with
- Justify more tools
- Theme pens

Style elements to dress up a pen or make it unique

- Style (kit)
- Pen Blanks
- Shape
- Color
- Choice of Plating
- Surface Decorations
- Blank decorations
- Finish
- Breaking away
 - Replace Hardware
 - Centerband
 - Tip
 - Finial
 - Free design

Kit Style

- See all the catalogs...
- Traditional



Kit Style

- See all the catalogs...
- Traditional
- Modern



Kit Style

- See all the catalogs...
- Traditional
- Modern
- Big



copyright Richard Kleinhenz

Pen Blanks

- Stabilized wood



Rich Kleinhenz

Pen Blanks

- Stabilized wood
- Solid surface material



Pat Conrad

Pen Blanks

- Stabilized wood
- Solid surface material
- Plastics, celluloid



Pen Blanks

- Stabilized wood
- Solid surface material
- Plastics, celluloid
- Antler



Rich Kleinhenz

Pen Blanks

- Stabilized wood
- Solid surface material
- Plastics, celluloid
- Antler
- Castings
 - Commercial



Rich Kleinhenz

Pen Blanks

- Stabilized wood
- Solid surface material
- Plastics, celluloid
- Antler
- Castings
 - Commercial
 - Home made



Jay Pickens

Pen Blanks

- Stabilized wood
- Solid surface material
- Plastics, celluloid
- Antler
- Castings
 - Commercial
 - Home made



Don Ward

Pen Blanks

- Stabilized wood
- Solid surface material
- Plastics, celluloid
- Antler
- Castings
 - Commercial
 - Home made



Alice Call

Pen Blanks

- Stabilized wood
- Solid surface material
- Plastics, celluloid
- Antler
- Castings
 - Commercial
 - Home made
- Arrows



Rich Kleinhenz

Pen Blanks

- Stabilized wood
- Solid surface material
- Plastics, celluloid
- Antler
- Castings
 - Commercial
 - Home made
- Arrows
- Cartridges



Dan Furlano

Pen Blanks

- Stabilized wood
- Solid surface material
- Plastics, celluloid
- Antler
- Castings
 - Commercial
 - Home made
- Arrows
- Cartridges
- Laminations



Pen Blanks

- Stabilized wood
- Solid surface material
- Plastics, celluloid
- Antler
- Castings
 - Commercial
 - Home made
- Arrows
- Cartridges
- Laminations



Ron McIntire

Pen Blanks

- Stabilized wood
- Solid surface material
- Plastics, celluloid
- Antler
- Castings
 - Commercial
 - Home made
- Arrows
- Cartridges
- Laminations



Tom McMilan

Pen Blanks

- Stabilized wood
- Solid surface material
- Plastics, celluloid
- Antler
- Castings
 - Commercial
 - Home made
- Arrows
- Cartridges
- Laminations



Brian Gisi

Pen Blanks

- Stabilized wood
- Solid surface material
- Plastics, celluloid
- Antler
- Castings
 - Commercial
 - Home made
- Arrows
- Cartridges
- Laminations
- Metal



Bill Hamell

Pen Blanks

- Stabilized wood
- Solid surface material
- Plastics, celluloid
- Antler
- Castings
 - Commercial
 - Home made
- Arrows
- Cartridges
- Laminations
- Metal



Mike Roux

Pen Blanks

- Stabilized wood
- Solid surface material
- Plastics, celluloid
- Antler
- Castings
 - Commercial
 - Home made
- Arrows
- Cartridges
- Laminations
- Metal



Bruce Boone

Pen Blanks

- Stabilized wood
- Solid surface material
- Plastics, celluloid
- Antler
- Castings
 - Commercial
 - Home made
- Arrows
- Cartridges
- Laminations
- Metal
- Polymer clay



Shape

- Simple



Shape

- Simple
- A little more



Pat Lawson

Shape

- Simple
- A little more
- Going wild



Ed Davidson

Shape

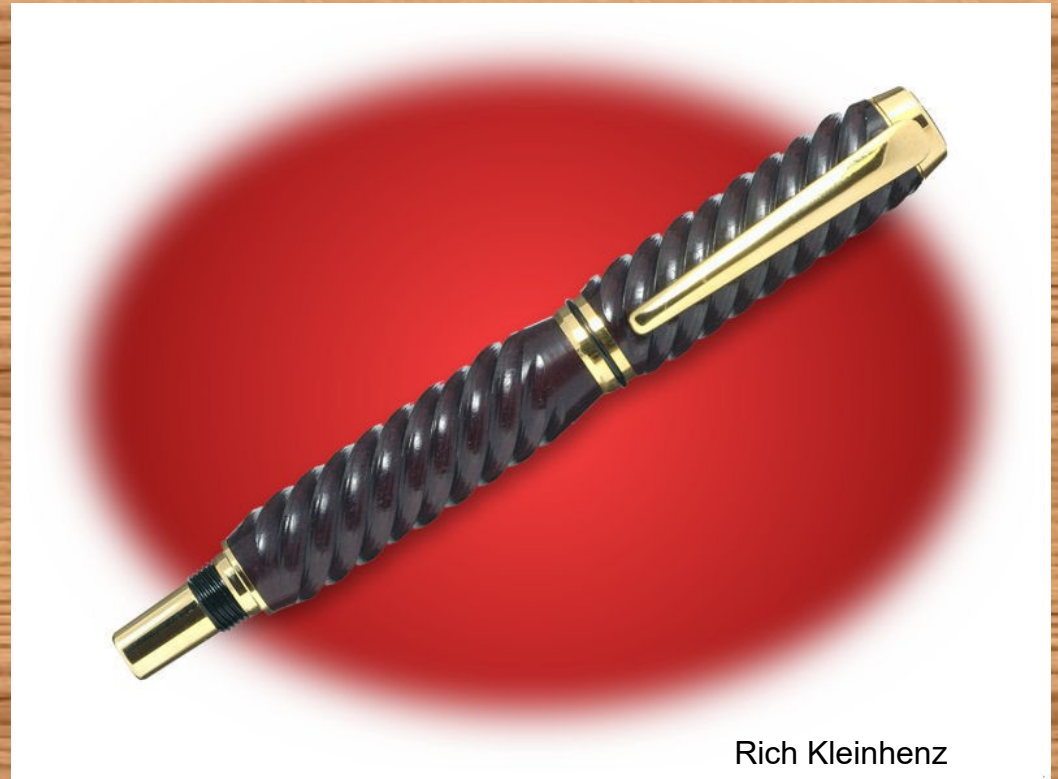
- Simple
- A little more
- Going wild
- Ornamental lathe attachment



Anthony Turchetta

Shape

- Simple
- A little more
- Going wild
- Ornamental lathe attachment



Rich Kleinhenz

Shape

- Simple
- A little more
- Going wild
- Ornamental lathe attachment



Rich Kleinhenz

Color

- Natural color



Rich Kleinhenz

Color

- Natural color
- Dyed during stabilizing



John Hilman

Color

- Natural color
- Dyed during stabilizing
- Nonstabilized dyed



Color

- Natural color
- Dyed during stabilizing
- Nonstabilized dyed
- Stabilized and then dyed



Color

- Natural color
- Dyed during stabilizing
- Nonstabilized dyed
- Stabilized and then dyed
- Laminates



William Lee

Color

- Natural color
- Dyed during stabilizing
- Nonstabilized dyed
- Stabilized and then dyed
- Laminates
- Resins



Rich Kleinhenz

Choice of Plating

- Different platings to enhance the material



Choice of Platings

- Different platings to enhance the material



Pat Lawson

Choice of Platings


- Different platings to enhance the material



Pat Lawson

Decorations

- Inlay
 - Stone



Rich Kleinhenz

Decorations

- Inlay
 - Stone
 - Pigments and resin



Jay Pickens

Decorations

- Inlay
 - Stone
 - Pigments and resin
 - Wood, ivory



Decorations

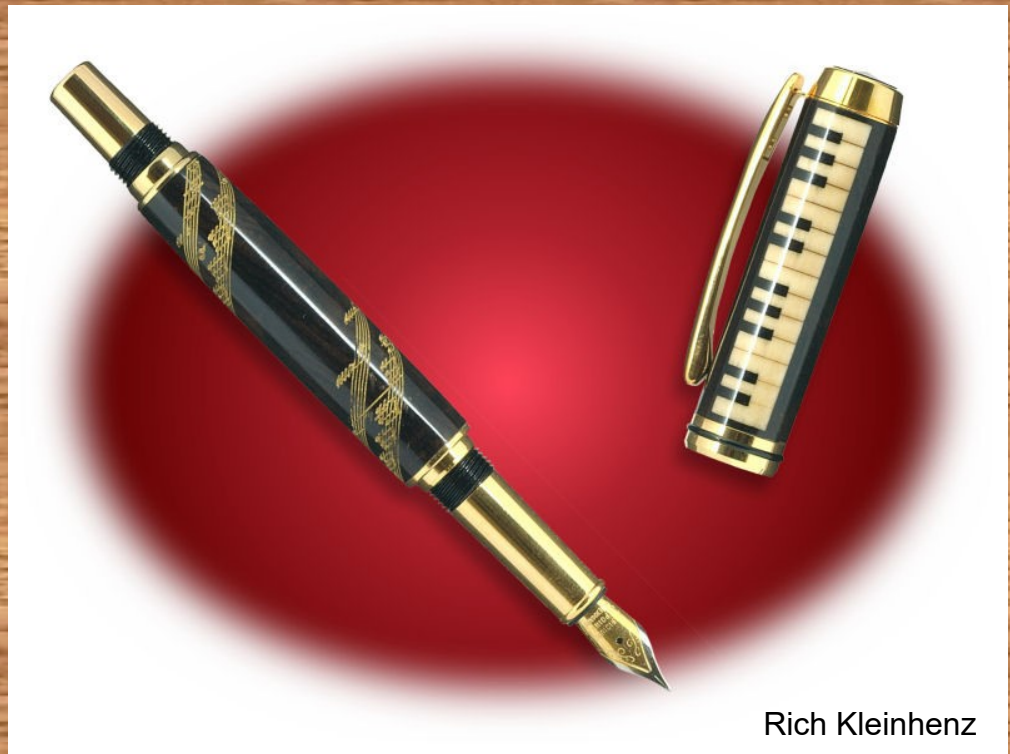
- Inlay
 - Stone
 - Pigments and resin
 - Wood, ivory
- Scrimshaw



Angelo lafrate

Decorations

- Inlay
 - Stone
 - Pigments and resin
 - Wood, ivory
- Scrimshaw
- Laser decoration



Rich Kleinhenz

Decorations

- Inlay
 - Stone
 - Pigments and resin
 - Wood, ivory
- Scrimshaw
- Laser decoration
- Kumihimo



Decorations

- Inlay
 - Stone
 - Pigments and resin
 - Wood, ivory
- Scrimshaw
- Laser decoration
- Kumihimo
- Painting



Johnathan Burton

Breaking away...

- Replace hardware
 - Center band
 - attached



Larry Gottlieb

Breaking away...

- Replace hardware
 - Center band
 - Attached
 - Lose



Mike Roux

Breaking away...

- Replace hardware
 - Center band
 - Attached
 - Lose
 - Finial



Breaking away...

- Replace hardware
 - Center band
 - Attached
 - Lose
 - Finial
 - Tip



Breaking away...

- Replace hardware
 - Center band
 - Attached
 - Lose
 - Finial
 - Tip
- Free Design



Steve Haine

Breaking away...

- Replace hardware
 - Center band
 - Attached
 - Lose
 - Finial
 - Tip
- Free Design



Rich Kleinhenz

Breaking away...

- Replace hardware
 - Center band
 - Attached
 - Lose
 - Finial
 - Tip
- Free Design



Rich Kleinhenz

Breaking away...

- Replace hardware
 - Center band
 - Attached
 - Lose
 - Finial
 - Tip
- Free Design



Angelo Iafrate

Breaking away...


- Replace hardware
 - Center band
 - Attached
 - Lose
 - Finial
 - Tip
- Free Design



Stan Harder

Breaking away...

- Replace hardware
 - Center band
 - Attached
 - Lose
 - Finial
 - Tip
- Free Design



Breaking away...

- Replace hardware
 - Center band
 - Attached
 - Lose
 - Finial
 - Tip
- Free Design



Breaking away...

- Replace hardware
 - Center band
 - Attached
 - Lose
 - Finial
 - Tip
- Free Design



Jim Kiely Jr

Breaking away...

- Replace hardware
 - Center band
 - Attached
 - Lose
 - Finial
 - Tip
- Free Design



Breaking away...

- Replace hardware
 - Center band
 - Attached
 - Lose
 - Finial
 - Tip
- Free Design



Breaking away...

- Replace hardware
 - Center band
 - Attached
 - Lose
 - Finial
 - Tip
- Free Design



Rich Kleinhenz

Breaking away...

- Replace hardware
 - Center band
 - Attached
 - Lose
 - Finial
 - Tip
- Free Design



Brian Gisi

Breaking away...

- Replace hardware
 - Center band
 - Attached
 - Lose
 - Finial
 - Tip
- Free Design
- Concept pens



Thank you for your attention!

Now let's design a pen...