

Making your pens unique

By

Kurt Hertzog

As Advertised

- Ideas and techniques that will help you make your pens (or other turnings) truly unique. Included in the demo will be surface enhancement techniques, unique materials, and kit adaptations. See the equipment and techniques as well as examples of work from around the world.
- (this outline w/ more support information will be available at <http://www.kurthertzog.com/>)

Agenda

- **Fit & Finish** – after flawless, what is there?
- **Shape**
- Freeing your self from the center band
- Alternate clip attachments
- Fabricated clips
- Castings
- Closed end designs
- Other parts fabrication – nibs, centerbands, clips
- **Materials**
- Wood – segmented, accents, glue ups, multi-material ?
- Bone, Antler
- Metals – aluminum, brass
- Polymer Clay
- Plastic – acrylics, Corian (and other SS materials), - making your own w/ PR
- **Alterations/Adaptations/Enhancements/Non-kits/Stand**
- Powder coating (Columbia coatings - mat'ls, Harbor Freight - eqm't),
- Painting, coloring, dyeing
- Texturing – distressing, spray on finishes, painting
- Engraving – laser, mechanical
- Piercing – dremel, freedom, turbocarver, powercarver
- Carving, spiraling, routing – hand and machine
- Inlaying – carving/filling (paints, pewter, stones, stickers)
- Pyrography – woodburning kits, Razrtip, Detail Master
- Acoutrements – stickers, buttons, stamps,
- Why not use?

Disclaimer

- I have NOTHING to sell
- I have no one I represent
- I have no axes to grind

- These are my opinions
- These are products/people that I use
- Mention is not an endorsement
- Omissions are not negative

Housekeeping

- Questions – ask anytime but realize we have a short time to cover everything
- Private conversations – be courteous, take them outside so you don't disturb others
- Pass arounds – keep them moving, follow the pattern
- Attributions – I'll identify my work and that of others, if I can

The Question

- If you buy the same kits as everyone else and you buy the same woods (or other materials) as everyone else and perform the best workmanship you can (like everyone else), why would your pen be different than anyone elses?

Fit and Finish

- After flawless, what else is there?

- P1

Shape


- Free yourself from the center band
- The standard 7mm kit is very flexible w/o the center band – P2
- Alternate clip attachments
- Fabricated clips
- Castings
- Closed end designs
- Other parts fabrication

Bill Jackman





Mark Gisi



Russ Fairfield



Russ Fairfield



Brian Gisi



Brian Gisi



Brian Gisi



Brian Gisi



Brian Gisi



Brian Gisi



Rich Kleinhenz



Scott Meyer



Scott Meyer



Jay Pickens



P3, P4 – Kurt Hertzog



P5 – Kurt Hertzog



Rich Kleinhenz



Rich Kleinhenz




Rich Kleinhenz



Simon Bosworth



Mike Roux



Dale Dutridge



Dale Dutridge



PICKENS



PICKENS





PICKENS



Materials

- Wood – segmented, accents, glue ups, multi-material ?
- Bone, Antler
- Metals – aluminum, brass
- Polymer Clay
- Plastic – acrylics, Corian (and other SS materials), - making your own w/ PR

Barry Gross



Bob Ireland



Ron McIntire



Ron McIntire



Randy Pearson



P6, P6B



P7




Barry Gross



Kurt Hertzog



Pat Lawson



Tom McMillan



Kenn Osborne



Don Ward



Rich Kleinhenz



Bill Gagliardi



Dale Dutridge



Kenn Osborne




Tim Daleiden



Tim Daleiden



Tim Daleiden





pickens '03

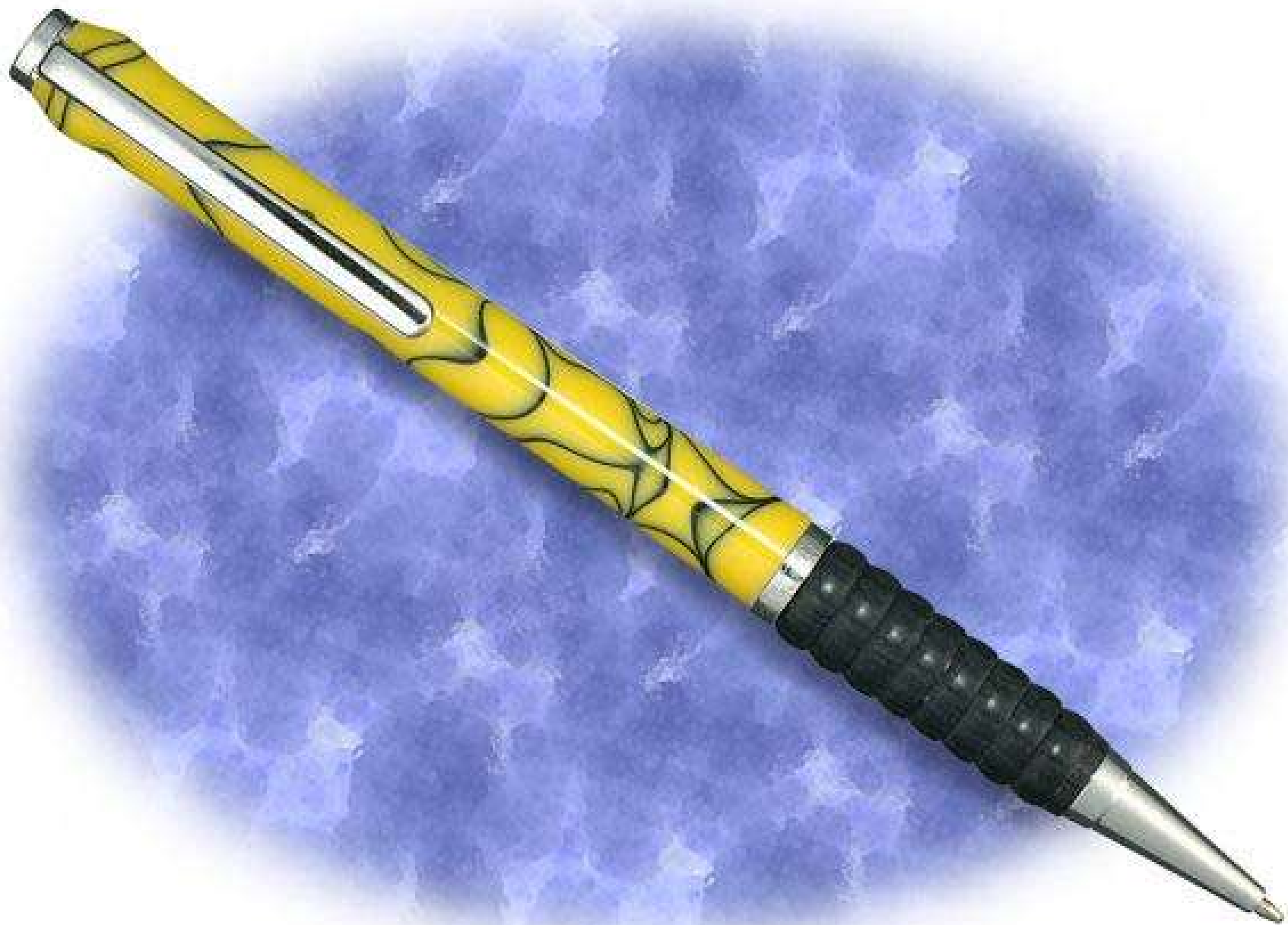
John Solberg



John Solberg



Scott Greaves



Barry Gross



P8 – Kurt Hertzog



P9- Kurt Hertzog




P10 – Kurt Hertzog




Working w/ Corian

- P11 – Various glue ups
- P12 – Assemblies
- P13 – Finishes possible







Polyester Resin

- Available at the local art store
- In larger quantities – Douglas & Sturges
<http://www.artstuf.com/>
- Make your own colors – P14
- Make your own swirl – P15, P15B, P16, P17, P18
- Make your own fillers – P19 – P33
- What can't you do?

castin'craft
CLEAR
liquid plastic
**CASTING
RESIN**

embroidery
hoop weights



crystal chandelier
size cubes



CAUTION: MAY BE HARMFUL BY BREATHING VAPORS. CONTACT WITH CASTING RESIN MAY CAUSE EYE, SKIN OR RESPIRATORY IRRITATION. EXPOSURE MAY CAUSE NERVOUS SYSTEM CORRUPTION. COMBUSTIBLE. (SEE PRECAUTIONS ON SIDE PANEL)

PURCHASE CATALYST SEPARATELY

NET 32 FL. OZ. (946 ml)

Stock no. 337183



Clear Casting Resin

Promoted for thick section casting and room temperature cure.

Designed to make transparent and translucent coatings. Specifically promoted to give complete cures at room temperature by the addition of MEKP catalyst. Thick sections of more than three inches should be made by pouring successive layers. Less catalyst should be used proportionately for larger coatings to help avoid high exothermic temperatures and possible fracturing of the casting. Solid forms can be machined, sanded and polished. See table on side of label for recommended catalyst levels for various casting thicknesses.

Net Contents: **1 GALLON**















P19, P20





P21, P22



LOSE 10lbs.
The Most Healthy Way!





P24, P25





Other Items

- P26, P27, P28
- P29, P30
- P31, P31
- P32, P33

Jay Pickens



Powder Coating

- Alter the colors of the metal parts
- Provides a protective layer
- Can be done at home with modest cost
- Articles about it by many authors –
www.penmakersguild.com – Pickens

Painting, coloring, dyeing

- Can be done over any material
- Creativity is endless
- Materials readily available at the local art supply store or via email
- Punches up highly figured woods


Jonathan Burton




Jonathan Burton



Barry Gross



Barry Gross



Jay Pickens



P33 – Kurt Hertzog



P34, P35 – Kurt Hertzog



P36, P37



Texturing

- Sorby Spiraling Tool
- Distressing tools as in furniture
- Spray on texturing paints
- Thick acrylics

Engraving

- Mechanical is pretty limiting
- Laser is almost limitless
- Names, scenery, underlayment, stock removal, texturing

Barry Gross



Rich Kleinhenz



Pat Lawson



Rich Kleinhenz



Pat Lawson



Piercing, Carving

- Low speed tools – Dremel, Foredom, etc.
- High speed tools – Turbocarver, Powercarver, etc.
- Create shapes
- Create relief pockets
- Spiraling – by machine, by hand
- P38, P39, P40,
- Routing – by machine, by hand



Jay Pickens



Jay Pickens



Jay Pickens



Jay Pickens



IN CONGRESS, *JULY 4, 1776.*

The unanimous Declaration of the thirteen united States of America.

[illegible]

Jim Lambert



Dan Symonds



Dan Symonds



Dan Symonds



Dan Symonds



Rich Kleinhenz



Anthony Turchetta



Anthony Turchetta



Tom McMillan



Pxx – Kurt Hertzog



Chris Rupert





Pat Lawson



P43 - Kurt Hertzog



Kurt Hertzog









P44 - Kurt Hertzog



P45 – Kurt Hertzog



Kenn Osborne



Bill Jackman



Bill Jackman



Bob Swartzendruber





Kitless pens

- Use a few kit parts or none
- Much more freedom in size and design
- Uniqueness is limited by your imagination
- P46, P47, P48

Tom McMillan



Don Ward



Lawson/Gisi



Lawson/Gisi



Jackman/Solberg





Ward/Turchetta





Hertzog/Ireland



Tim Daleiden





Kurt Hertzog





Kenn Osborne



Conclusions?

- If you want to make a different pen, you have to do something different
- Visit the art stores
- Experiment
- Learn from others

Dave Sifers

