






















Pen	Type	Metal	Wood / Material	How to Change Refill	Refill	Material Costs	Suggested Price (Etsy)	Comments
	Dragon Twist	Antique Pewter	Zircote	Pull to separate upper and lower section. Unscrew the chrome piece that is the mechanism, the refill is inside. You can also reposition the clip by unscrewing slightly on the cap to loosen the clip.	Parker	17	60	This is one of my favorite pens, a little big and gaudy for everyday use.
	Dragon Twist	Antique Copper	Honduran Rosewood Burl	Pull to separate upper and lower section. Unscrew the chrome piece that is the mechanism, the refill is inside. You can also reposition the clip by unscrewing slightly on the cap to loosen the clip.	Parker	25	75	The Honduran Rosewood Burl is the most expensive wood that I have purchased. Not the highest grade, but it looks nice in the sunlight. There is a small crack in the finish that I covered with the clip. I think this is just superficial and the pen should be fine. I'd say don't worry about it.
	Dragon Twist	Antique Brass	Lace Sheok	Pull to separate upper and lower section. Unscrew the chrome piece that is the mechanism, the refill is inside. You can also reposition the clip by unscrewing slightly on the cap to loosen the clip.	Parker	17	N/A - See comment	I screwed up and mixed up the upper and lower portions. I had to modify the components in the mechanism (using superglue) and I am not sure it will last.
	Cigar	Chrome	Pecan Hickory	Unscrew the tip to remove refill, or pull to separate upper and lower section. Unscrew the chrome piece that is the mechanism, the refill is inside. You can also reposition the clip by unscrewing slightly on the cap to loosen the clip.	Parker	6	35	Pecan Hickory is the state tree of Texas. I got this particular wood off of a scrap pile.

	Celtic Twist	Antique Pewter	Peppercorn Burl	<p>Inscrew the tip to remove and replace the refill.</p> <p>The mechanism can be a little finicky to get it to catch the transmission without unscrewing the cap. When you get it to start working, it is pretty trouble-free, but I don't have any secrets -- just have to mess with it a little.</p>	Parker	15	50	Wood is from Australia, sourced from a guy who gets most of his wood from a firewood lot.
	Celtic Twist	Antique Pewter	Ancient Bog Oak	<p>Inscrew the tip to remove and replace the refill.</p> <p>The mechanism can be a little finicky to get it to catch the transmission without unscrewing the cap. When you get it to start working, it is pretty trouble-free, but I don't have any secrets -- just have to mess with it a little.</p>	Parker	18	60	Bog oak is found in Irish peat bogs and is 4,000-6,000 years old. The material was kind of brittle, almost like charcoal but not that bad. Should be very stable with the CA finish.
	Celtic Twist	Antique Brass	Lignum Vitae	<p>Inscrew the tip to remove and replace the refill.</p> <p>The mechanism can be a little finicky to get it to catch the transmission without unscrewing the cap. When you get it to start working, it is pretty trouble-free, but I don't have any secrets -- just have to mess with it a little.</p>	Parker	15	50	I am reasonably certain this is genuine lignum vitae. There are so many sellers that substitute verawood, it is hard to know if you are getting the right stuff. I got this from a fellow woodworker in Puerto Rico
	Celtic Twist	Antique Brass	Stabilized Box Elder Burl	<p>Inscrew the tip to remove and replace the refill.</p> <p>The mechanism can be a little finicky to get it to catch the transmission without unscrewing the cap. When you get it to start working, it is pretty trouble-free, but I don't have any secrets -- just have to mess with it a little.</p>	Parker	18	60	Stabilized wood is like a plastic infused wood. It turned almost like acrylic, with the burning plastic smell and stringy shavings. It is very hard and should hold up well to heavy use.

	Long Boy	Gun Metal	Purpleheart	Unscrew the tip to replace refill	Parker	10	35	Heated with torch to bring out purple color
	Long Boy	Gold	Brown Mallee Burl	Unscrew the tip to replace refill	Parker	12	40	One of my first burl pens, chipped out a little bit while turning and had to fill in with CA glue. The wood is from Australia.
	Sierra	Gun Metal	Black Palm	Pull the upper section from the lower grip section. Unscrew the transmission to replace refill.	Parker	8	30	
	Sierra	Chrome	Desert Ironwood	Pull the upper section from the lower grip section. Unscrew the transmission to replace refill.	Parker	8	30	Looks really nice in the sunlight.
	Modified Slimline	Gold	Ziricote	Twist the tip to extend/retract the pen. Pull the tip from the wood section to remove/replace refill.	Cross Style	6	20	I have had the tip get stuck on this style where you can't twist it. I think it was because I used slightly wet wood that warped. Might want to check that they open/close with the change in temperature/humidity.

	Modified Slimline	Chrome	Chakte Kok	Twist the tip to extend/retract the pen. Pull the tip from the wood section to remove/replace refill.	Cross Style	6	20	I have had the tip get stuck on this style where you can't twist it. I think it was because I used slightly wet wood that warped. Might want to check that they open/close with the change in temperature/humidity.
	Slimline	Gun Metal	Wenge / Padauk / Credit Card	Pull the upper section from the lower section and unscrew the refill to replace.	Cross Style	6	30	I used superglue to prepare the blank - cut a credit card in strips and glued between the wood pieces. The grain on all of the pieces line-up.
	Slimline	Gun Metal	Cebil / Padauk / Credit Card	Pull the upper section from the lower section and unscrew the refill to replace.	Cross Style	6	30	Cebil is also known as Patagonia Rosewood, I got this from Woodcraft, I think that it is sourced from Argentina
	Slimline	Gun Metal	Black Palm	Pull the upper section from the lower section and unscrew the refill to replace.	Cross Style	6	25	
	Slimline	Gun Metal	Red Palm	Pull the upper section from the lower section and unscrew the refill to replace.	Cross Style	6	25	

		Slimline	Copper	Indian Almond	Pull the upper section from the lower section and unscrew the refill to replace.	Cross Style	4	25	
		Stratus Click	Chrome	Blue Mahoe	Unscrew tip to replace refill	Parker	8	35	Blue Mahoe is the National Tree of Jamaica
		Rollester	Chrome	Mango	Unscrew tip to replace refill. Small spring goes on the back side of the ink refill to keep the ink firmly pressed out of the tip.	Rollerball	10	40	
		Knurl GT	Gun Metal	Pommelle Sapele	Twist the top section above the clip to extend/retract the ink. This part will unscrew and can be kind of finicky to get working. Unscrew tip to replace refill	Parker	8	35	There is a slight haze on the clip where the finish is imperfect. You can see it in the sunlight. It might buff out.